



Senate Year-End Report
May 24, 2018

Lisa Philipps, Interim Vice-President Academic & Provost

Overview

Markham
Centre Campus
Update

IIRP Highlights

Enrolment
Update

Research &
Innovation
Highlights

Complement
Planning

Appendix

Markham Centre Campus Update

Collegial Governance Update

October 2017- Final draft of Options Paper completed following input from Deans, the Secretariat, APPRC, Senate and Board of Governors

January/February 2018- Paper presented and feedback collected at Faculty Council meetings

March/April 2018- Faculties with programs in Markham engaged in decision-making around their governance structures

Collegial Governance by Faculty

Faculty	Status of Discussion
Arts, Media Performance & Design	Close to Completion: Begin with a program and coordinator, then scale-up to a department and chair
Faculty of Education	Close to Completion: Programs would fall under existing governance structures
Faculty of Environmental Studies	Ongoing: Program will have a local director or coordinator reporting to the Dean, similar to existing governance structures in the Faculty
Lassonde School of Engineering	Ongoing: The need for a department is being entertained, but still in the discussion phase
Liberal Arts & Professional Studies	Ongoing: Entertaining the idea of an Associate Director overseeing ADMS programs, and Associate Chairs for the others; no new department at outset
Faculty of Science	Close to Completion: Programs would be offered under a new department with a chair

Program Development and Approval

- Critical path for approval timelines has been communicated to each Faculty offering a program
- Provost's Office is supporting dedicated faculty/staff time for program development
- MSc Management Practice – Passed at FGS Council May 10; Going to APPRC and Senate by end of June
- AMPD and Seneca discussing shared offerings in middle years of their respective programs
- Planning consultation with community partners for Justice Administration
- Complement planning to commence spring 2018

Common Courses and Graduate Attributes for Markham Programs

Ongoing discussion about potential models and opportunities:

- **First Year** – Faculty-based common years to be combined with one or more fully common courses offered to students in all programs – eg communication skills
- **Upper Years** – Themed clusters of common elective courses (eg climate change considered from multiple disciplinary vantage points)
- Good discussions on potential graduate attributes. Consultations are ongoing and informing common course development.

Development of Experiential Education Opportunities in York Region

- Continuing to build partnership through York Region Sector Cluster Network – for current students and future Markham programs
- Hosted the first York Region Networking breakfast in partnership with Lassonde, Schulich, City of Markham, York Region Economic Development and ventureLAB (technology sector focus)
- Upcoming events to feature other Faculties

YSpace Markham

Officially opened on November 6, 2017



Training Programs

- **October 2017-** Youth Mental Health Collaborative event
- **Ongoing-** Bitmaker workshops
- **Ongoing-** Ladies Learning Code Markham launch / National Learn to Code Day / workshops

Summer Innovation Credit Course

- Designed and delivered innovation and entrepreneurship for-credit, summer school course for 19 Grade 12 students. Successful pilot in 2017.
- Second iteration July 4 - 27, 2018
- Classroom learning | Industry professionals | Field trips | Mentoring



Community-University Engagement

Markham Public Library and York University present

The York University Scholars Hub
Change How You See The World
Academia for Modern Life

Join us as York University presents some of the latest research in environmental sciences and modern academia.

Sep 14: **From the Harper Frying Pan into the Trump Fire: Fighting for Science in a Fake News World**
John Dupuis (Steacie Science and Engineering Library)

Oct 12: **The new York U Markham Campus: Opportunities for Innovation, Sustainability and Experiential Learning**
Jose Echeverry (Environmental Studies)

Nov 9: **Information, Search and Diversity**
Stacy Allison-Cassin (Scott Library)

All sessions held at
Markham Village Branch from 7pm-8:30pm

FREE FUN FOR EVERYONE!
MAY 12, 2018

10am-3pm
Main Street Markham
132 Robinson Street

Science festival with live music
and farmers market

SCIENCE RENDEZVOUS

sciencerendezvous.ca

- York University Scholars Hub Events with Markham Libraries- Ongoing
 - Events run by Advancement
 - Hosted ~40 attendees per event in 2017
- Markham Parade- September 2017
- Markham Earth Day- April 2018
- Science Rendezvous in Markham- May 2018

Near Future

- Vaughan Libraries – Scholars Hub Pilot [June 2018]
- Joint York Region and YorkU workshops on:
 - Future of Community Service
 - Building sector capacity in Community Services
 - Newcomers and Student Immigration
 - Progressive Employment

Next Steps in the Design Process

Next Steps

2a Design Development (Academic & Non-Academic User Group Consultations)

- Design Development Submission for Costing
Jan 23, 2018
- Preparation of Cost Estimate
Jan 23/18 to Feb 8/18
- Peer Review Analysis
Feb 9 to Feb 23
- Value Engineering Workshop
Feb 13
- Design Consultations cont'd
week of Feb 12 & 26
- Site Plan Approval (SPA)
Application Review Period
Dec '17 to Mar '18

Feb 2018

2a

Design Development Phase

Intermediate Steps

2b Working Drawings and Construction Documents (User Group Pre-Construction Input and PDC Signoff)

- 40% Contract Documents
Dec '17 to Mar '18
- Preparation of Cost Estimate
Mar 29 to Apr 18
- Peer Review Analysis
Apr 19 to May 4
- 90% Contract Documents
Mar 29 to Aug 24
- Preparation of Cost Estimate
Jul 19 to Aug 8
- Peer Review Analysis
Aug 9 to Aug 24
- Building Permit Application &
Review May 24 to Jul 25
- **FF&E Strategy April 20**

August 2018

2b

Working Drawings and Construction Documents

3 Construction Procurement and Award of Contract (Board of Governors Update)

- Pre-qualification of General
Contractor
Mar. to Apr. 2018
- Request for Proposal (Tender)
Aug. to Oct. 2018
- Award of Contract
Oct. 2018
- Start Construction
Nov. 2018

October 2018

3

Procurement and Construction Phase

Campus Design



Classrooms



Interior Space



Institutional Integrated Resource Plan (IIRP) Highlights

Enhancing Quality Academic Programs- Supporting Program Innovation

Resources and services are being enhanced to support colleagues' work in developing new academic programs, and evaluating/revising existing programs

- APPRC sponsors Forum of Ideas to showcase recent successes in program renewal, share resources and strategies
- Interactive Data Hub <http://oipa.info.yorku.ca/data-hub> launched by Office of Institutional Planning & Analysis (OIPA)
- New Curriculum Management System (Kuali) - project launched and in progress



Building Capacity for Experiential Education

- Secured \$2 million in new funding from Ontario Career Ready Fund to increase number of EE Coordinators and develop network of partnerships within York Region
- Launching AIF Phase III to support additional EE projects



Enhanced Campus Experience – Improving Facilities and Outdoor Space

Several dedicated student and public spaces have been renovated to add comfortable lounge seating and study/work stations. Included are:

- Stong Junior Common Room
- HNES Student Lounge
- Ross Podium

Initiatives in progress include:

- The Harry W. Arthurs Common
 - Draft terms of Reference completed
 - Broad community consultation to be undertaken



Enrolment Update

2017-18 Undergraduate Full-Year FFTEs: Actual vs Target¹

	2014-15 Actual	2015-16 Actual	2016-17 Actual	2017-18 University Enrolment Target ¹	2017-18 Actual	2017-18 Difference Between Target and Actual	2017-18 % Difference Between Actual and Previous Year
Eligible	38,096	36,981	36,598	36,952	36,569	-383	-0.1%
Visa	3,994	4,450	5,051	5,703	5,753	+51	+13.9%
Other Ineligible²	262	249	266	290	275	-15	+3.3%
Total	42,352	41,680	41,914	42,944	42,597	-347	+1.6%

1. University Enrolment Target includes projected Engineering growth over 2011-2012
2. Other ineligible includes York/Sheridan Design students only. Excludes on-site exchange, which generate no revenue.

2017-18 Masters Fall FTEs: Enrolment as of November 1

	Nov 2007 Actual	Nov 2014 Actual	Nov 2015 Actual	Nov 2016 Actual	Nov 2017 Enrolment Contract Target	Nov 2017 Actual as of Nov. 1	Nov 2017 vs. Contract Target
Eligible	2,588	2,280	2,269	2,263	2,456	2,209	-10.1%
Visa	160	559	561	592	592	683	+15.4%
Other Ineligible	120	148	141	130	130	138	+6.2%
Total	2,868	2,988	2,972	2,984	3,177	3,031	-4.6%

2017-18 Doctoral Fall FTEs: Enrolment as of November 1

	Nov 2007 Actual	Nov 2014 Actual	Nov 2015 Actual	Nov 2016 Actual	Nov 2017 Enrolment Contract Target	Nov 2017 Actual as of Nov 1	Nov 2017 vs. Contract Target
Eligible	1,019	987	1,039	1,052	1,040	1,079	+3.8%
Visa	127	204	212	208	208	225	+8.2%
Other Ineligible	274	430	418	376	376	378	+0.5%
Total	1,421	1,621	1,669	1,636	1,624	1,683	+3.6%

Fall 2018 Admissions Update

Applications:

- 8.7% increase in domestic 101 applications with significant growth in 1st, 2nd and 3rd choices (pre-labour disruption)

Offers:

- First week of May went out with 3rd round offers

Conversions:


- Seeing a softening of domestic conversions, 7% drop in acceptances

Projections:

- Still early to project full impact
- Current assessment is that we will not make our domestic targets for 101 or 105 students
- International trending well to date

Research
&
Innovation
Highlights

York Research (2017-2018)



27% increase in NSERC research income



9 CRCs awarded, 6 new hires
6 YRCs in 2017, 10 new YRCs starting in 2018



Total sponsored research income \$96M



#1 in Ontario publications with an international co-author

2 SSHRC Partnership grants awarded- \$5M,
1 NSERC CREATE grant-\$1.65M,
1 Industrial Research Chair in Vaccine Modelling - \$2.6M

Innovation York

New Initiatives

- Launch of IBM Innovation Space
- Expansion of LaunchYU mentorship program



- Launch of new Innovation and Entrepreneurship Centre

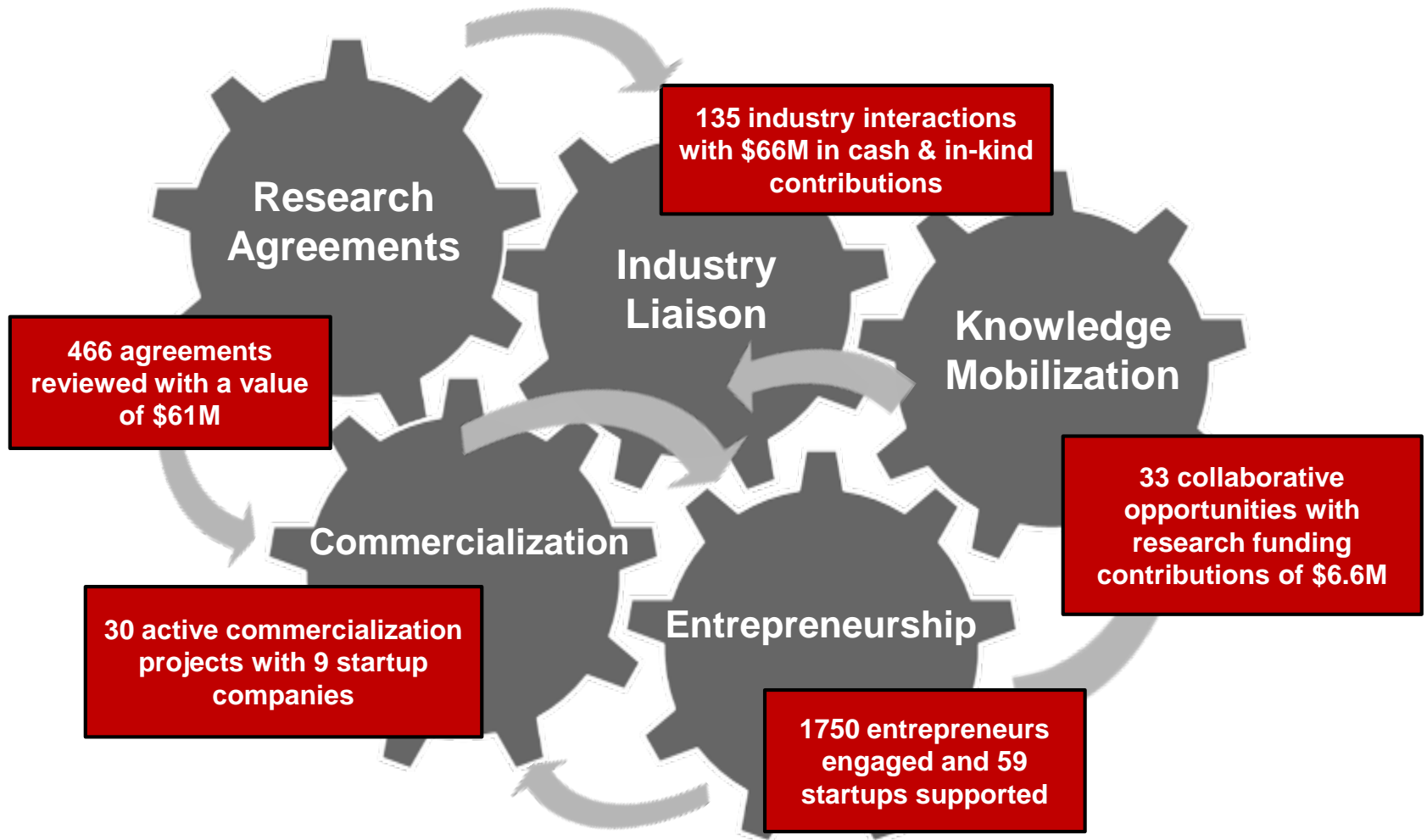
ySpace
Markham

 @InnovationYork

innovation
york

YORK
UNIVERSITÉ
UNIVERSITY 

Innovation York Activity



Upcoming 2018-19



Submission to Network of Centres of Excellence, *Making the Shift - Youth Homelessness Solutions Impact Accelerator*- if successful would receive \$35M over 5 yrs



New round of Canada Foundation for Innovation- Innovation Fund (anticipated Winter 2019)

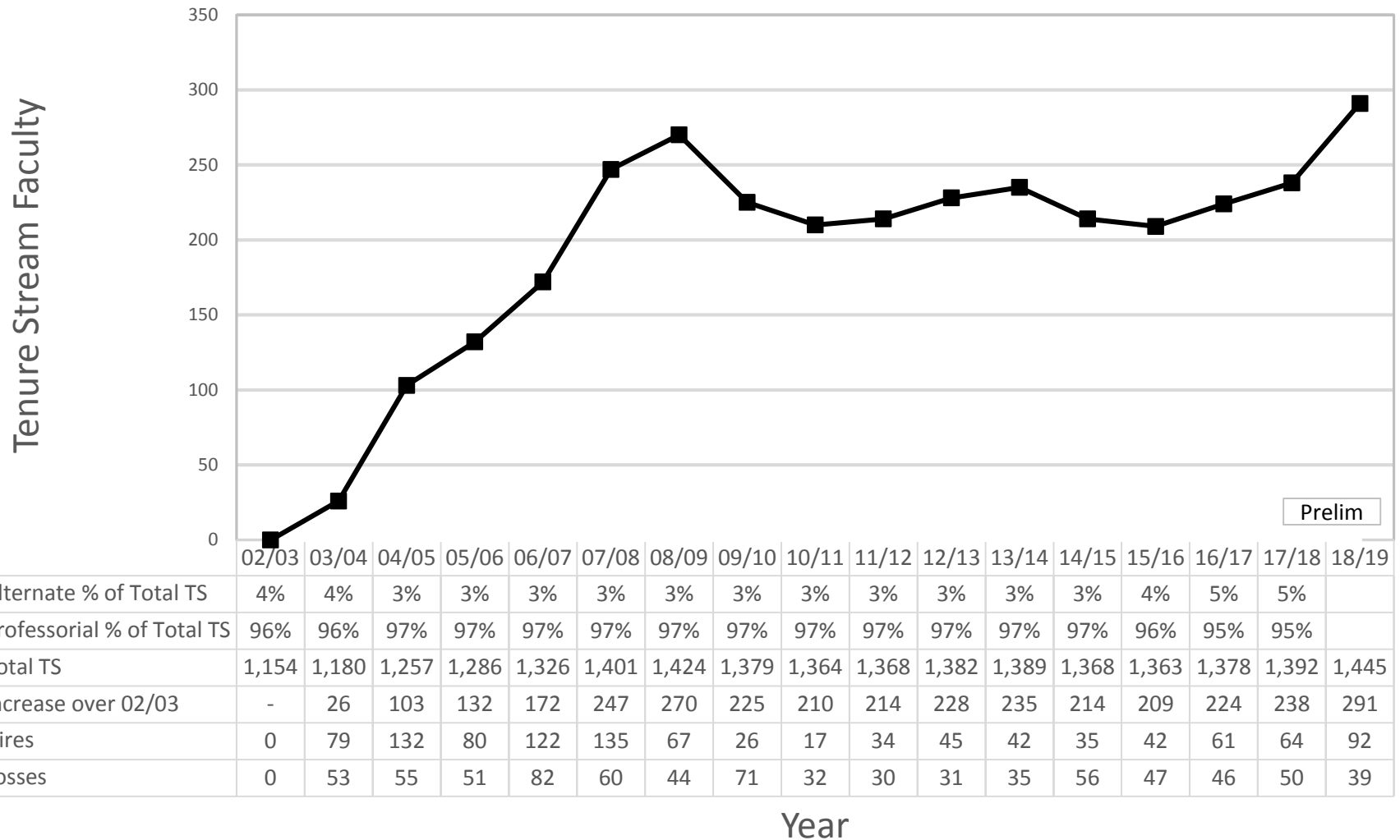


Finalized Strategic Research Plan (2018-2023)



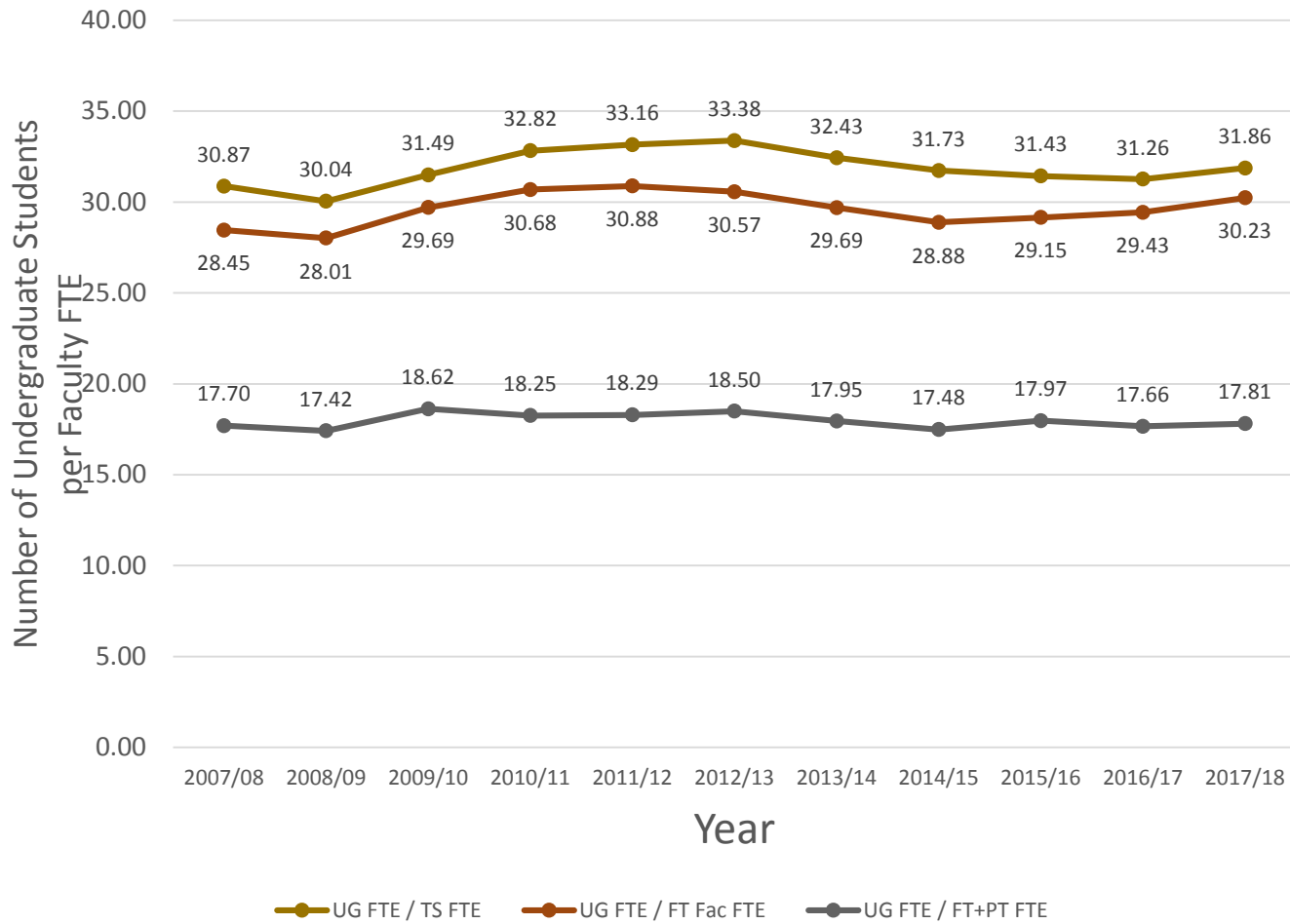
Complement Planning

Complement Recovery – Cumulative Change in Tenure Track Faculty Complement (Heads), 2002-03 to 2018-19 (October 1 to October 1) (excluding Librarians)

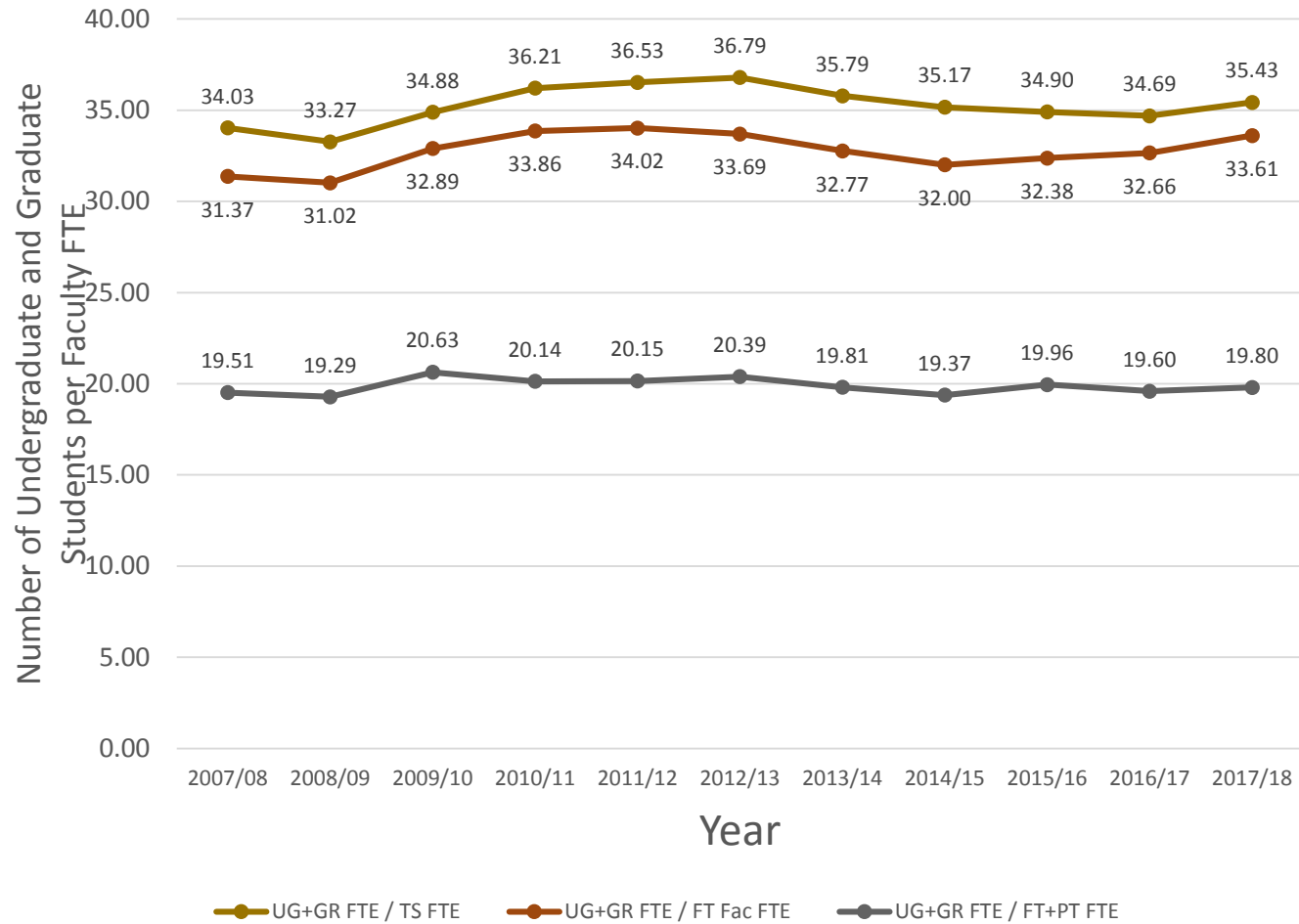


Source: Office of VPA&P & York University Fact Book

S/F Ratios: Undergraduate



S/F Ratios: Undergraduate and Graduate



Appendix



Institutional Integrated Resource Plan (IIRP)

Full 2017-2018 IIRP Update available at
<https://prezi.com/view/fSul2krREfKbmAC2wPEK/>

Complement Planning

Complement: Update on 2017-18 Tenure Track Appointments and Breakdown of 2018-19 Tenure Track Appointment Authorizations (July 1 to June 30 Heads)

FACULTY	Total Authorized 2017-18 (includes 10 rolled over from 2016-17)	Total 2017-18 Appointments Made	Total 2017-18 Appointments Failed/Deferred/Cancelled	Tenure Track Professorial Stream Authorized for 2018-19	Tenure Track Alternate Stream Authorized for 2018-19	Tenure Track Endowments Authorized for 2018-19	Canada Research Chairs 2018-19	Indigenous/Aboriginal Incentive Appointments 2018-19	Total Authorized for Search 2018-19 (includes 17 rolled over from 2017-18)
LAPS	25	19	6	28	1	-	-	-	29
ED	2	1	1	3	2	-	-	-	5
FES	-	-	-	-	-	-	-	-	-
AMPD	4	3	1	-	-	-	1	1	2
GL	4	4	-	2	1	-	-	-	3
HH	12	8	4	15	3	-	-	1	19
LSE	16	14	2	13	-	-	-	-	13
OSG	4	3	1	4	-	-	-	-	4
SCI	8	4	4	6	3	-	3	-	12
SSB	8	4	4	3	-	1	-	-	4
LIB	5	-	5	4	-	-	-	-	4
TOTAL	88	60	28	78	10	1	4	2	95

Source: Office of VPA&P

Tenure-Stream Complement (Summary of Hires and Losses) 2009-10 to 2017-18

FACULTY	Hires (prelim.)	Retirements	Resignations	Terminations	Deaths	Total Departures	Hires minus Departures
LAPS	118	111	35	8	8	162	-44
EDUCATION	10	9	1	0	2	12	-2
FES	12	14	0	1	1	16	-4
AMPD	17	33	4	0	3	40	-23
GLENDON	28	21	6	1	2	30	-2
HEALTH	52	31	15	1	1	48	4
LASSONDE	55	7	4	0	2	13	42
OSGOODE	21	13	4	0	2	19	2
SCIENCE	47	27	7	3	4	41	6
SCHULICH	22	9	13	1	1	24	-2
<u>All Faculties</u> <u>(excluding</u> <u>Libraries)</u>	382	276	88	15	26	405	-23

Source: Office of VPA&P

May 2018

Details by Faculty – Tenure Stream Complement 2009-10 to 2017-18 (July 1 to June 30)

FACULTY	2009-10 to 2016-17 Appointments Made and Departures			2017-18 ¹ Appointments Made & Confirmed Departures							
	Hires	Departures ²	Change in Tenure Stream Complement 2009-10 to 2016-17	Total 2017-18 Authorized Appointments	CRC	Faculty Funded	Endow.	Total 2017-18 Made ³ (professional and alternate ⁴)	2017-18 Failed/ Deployed/ Cancelled Searches	Departures ²	Change in Tenure Stream Complement 2009-10 to 2017-18
LAPS	99	145	-46	25	0	19	0	19	6	17	-44
EDUCATION	9	9	0	2	1	0	0	1	1	3	-2
FES	12	15	-3	0	0	0	0	0	0	1	-4
AMPD	14	34	-20	4	0	3	0	3	1	6	-23
GLENDON	24	28	-4	4	0	4	0	4	0	2	-2
HEALTH	44	39	5	12	0	8	0	8	4	9	4
LASSONDE	41	8	33	16	1	13	0	14	2	5	42
OSGOODE	18	16	2	4	0	3	0	3	1	3	2
SCIENCE	43	39	4	8	1	4	0	4	4	2	6
SCHULICH	18	20	-2	8	0	2	2	4	4	4	-2
Total (excluding Libraries)	322	353	-31	83	3	56	2	60	23	52	-23
LIBRARIES	13	14	-1	5	0	5	0	0	5	2	-3
Total (including Libraries)	335	367	-32	88	3	61	2	60	28	54	-26

Source: Office of VPA&P

Notes:

¹2017-18 total of 60 does not include failed/deferred/cancelled searches

²Departures includes retirements, resignations, deaths and terminations

³ Eight (8) CUPE Conversion included

⁴A total of thirteen (13) authorized positions are in the alternate stream (including 4 alternate stream CUPE Conversions)

Joint appointments are counted in Home Faculty

Legend:

CRC = Canada Research Chairs

Endow = Endowment